

## 114491 BULK UPDATE SIZE RANGES

### 1 INTRODUCTION

A new tool has been created that will update the size range on MANY styles at once. This is useful when there is a project to update products to a new size range.

### 2 BENEFITS

- ✓ Save on data entry time

### 3 ASSUMPTIONS/LIMITATIONS

- Designed to be run in batches – one old size range to one new size range at a time rather than many old to many new size ranges in one session

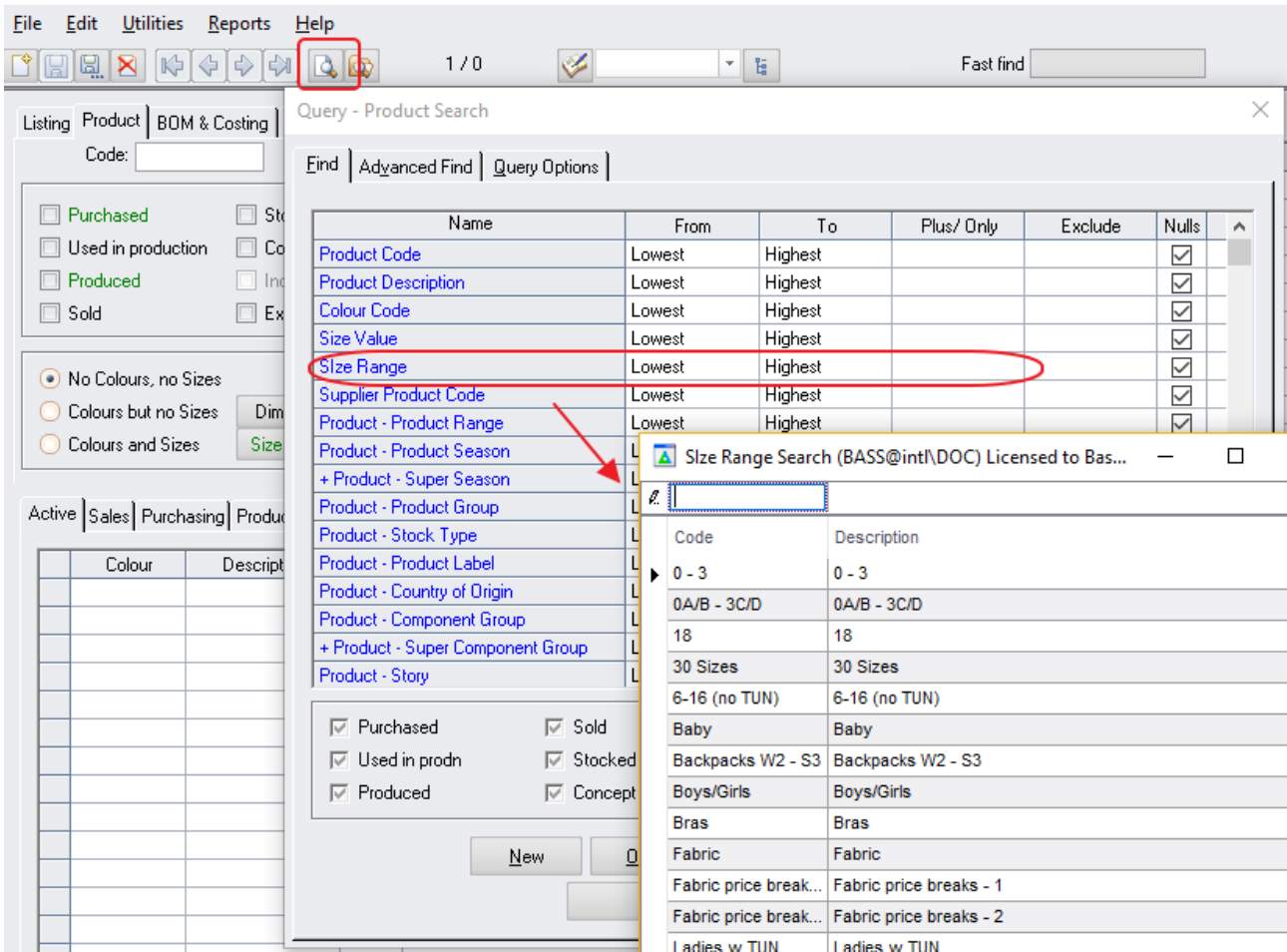
### 4 SETUP

#### 4.1 WORKGROUP SECURITY

Security is required to use the feature. Set this up in *Workgroup Security* under > *Products* > *Bulk Update Size Ranges*.

### 5 DESCRIPTION / USAGE

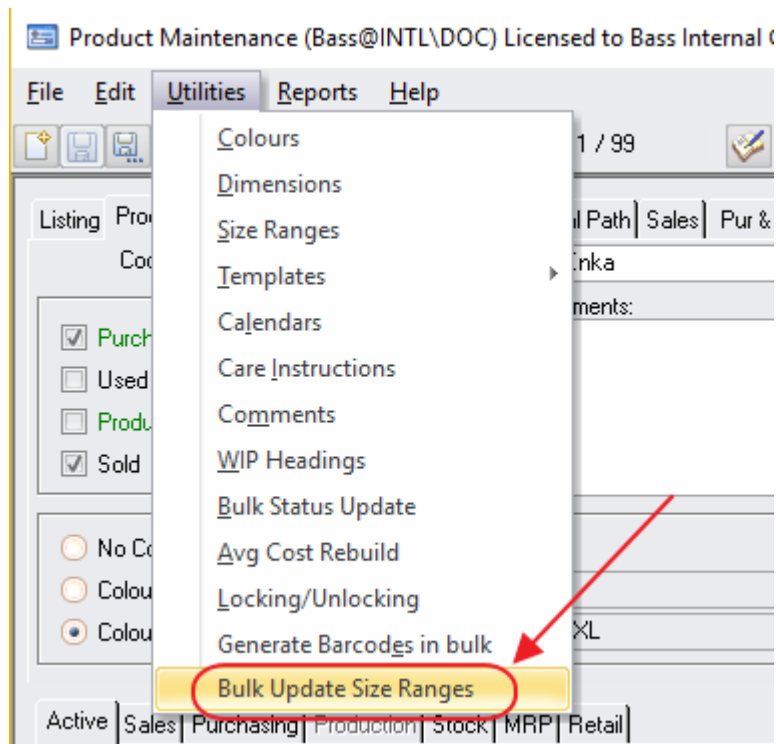
*Product Maintenance* > *Query* has been updated so that it is now possible to query products by the size range attached to them. This is useful to select all products that use the “old” size range that needs to be modified.



The new size range update tool is added to the *Utilities* option in *Product Maintenance*.

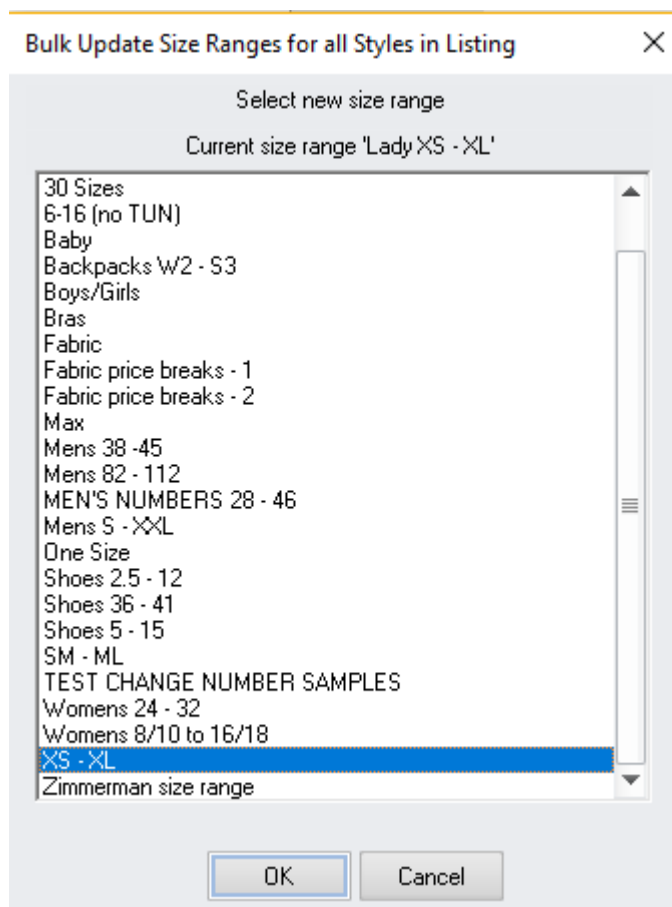
The process to use this is:

1. *Product maintenance* > *Query* all products to be updated to the new size range
2. *Utilities* > *Bulk update size ranges*

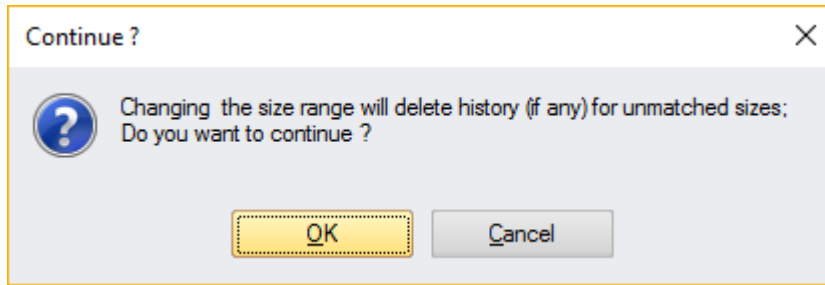


3. Select the new size range to be used from the list and click OK.

*Note: where the products in the list have more than one size range, only the size range of the currently selected product in the list (and products with that range) will be considered for the update.*

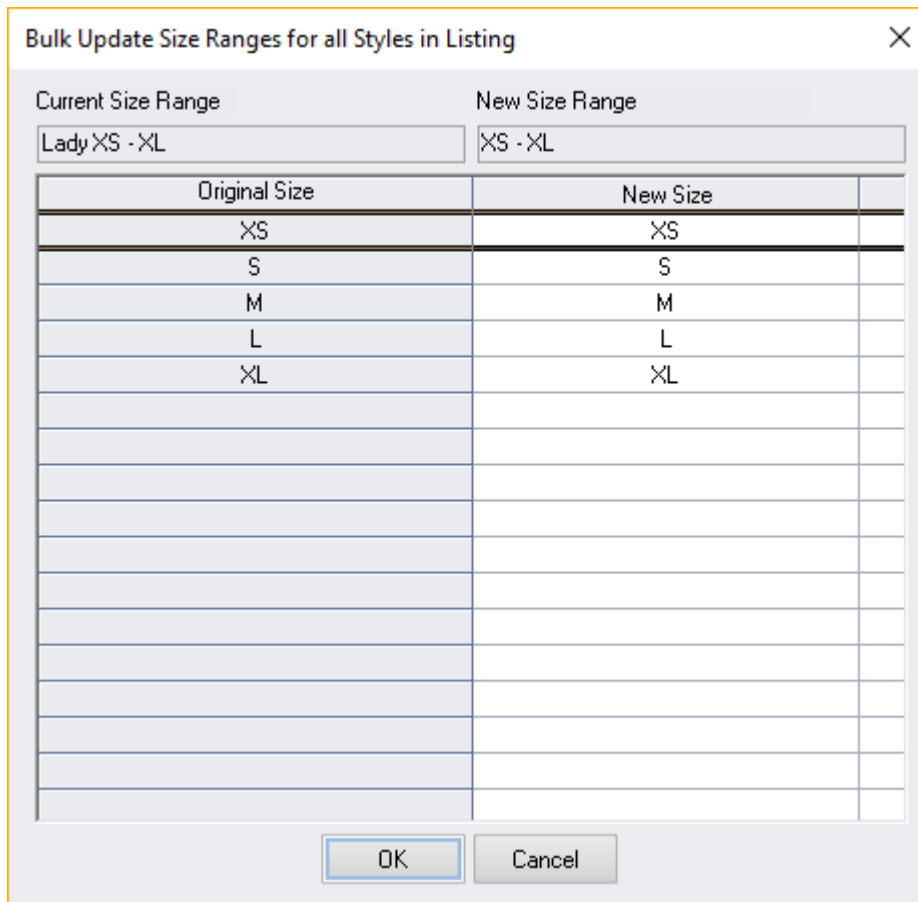


- Click OK at the warning message

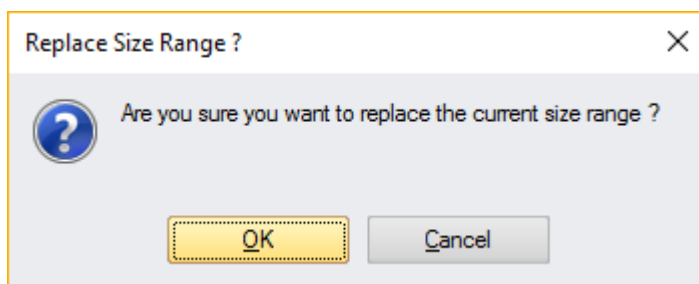


- Select new size to be applied.

*Note: this will default in any matching size codes from old range to the new range.*



- Click OK at the "are you sure" message



- Wait – there will be a processing "thinking time" indicator on screen
- When finished, a screen will display a listing of products that were updated and their results – any problem products are skipped and NOT updated – errors displayed on screen.

Style	Result
00S1PV0TAQ	Success
00S1PX0TAP	Success
00S2C20IAP	Success
00S2CWQJAP	Success
00S2EXQAAQ	Success
00S6DR0QAN	Success
00SZJL0KAK	Success
00SZUX0PAP	Success
1003RM	Success
26112018	Success
504972	Success
53105-SH	Success
533008-SH	Success
60092	Success
60165	Success
AAA03	Success
AVERAGE	Success
AVERAGE2	Success
AVERAGE6	Success
AVERAGE6a	Success
BA61289	Success
BA61319	Success
BARDOT	Success
BLOU0003	Success
BRIDESM3	Success
BRIDESMAI2	Success
BRIDESMAI3	Success

OK

Products with errors are displayed at the top of this list.

Most errors relate to the removal of sizes which will occur when NO matching size is applied.

Possible errors are:

Error listed	How to resolve
Style xxx is locked by user bbb	Re-attempt update after user has no longer got product locked
Size aaa cannot be removed because it is the sample size for Grading rule	
There are barcodes defined for product xxxx size xxxx – cannot be removed	
Cannot delete if used in: <ul style="list-style-type: none"> <li>- Sales orders</li> <li>- Purchase orders</li> <li>- Retail transactions</li> <li>- Production orders</li> <li>- stock</li> <li>- stocktake</li> <li>- TUNs</li> <li>- range activation</li> </ul>	

- BOM	
-------	--